

Program extensions and changes SEMBRA Edition

2025.08.04

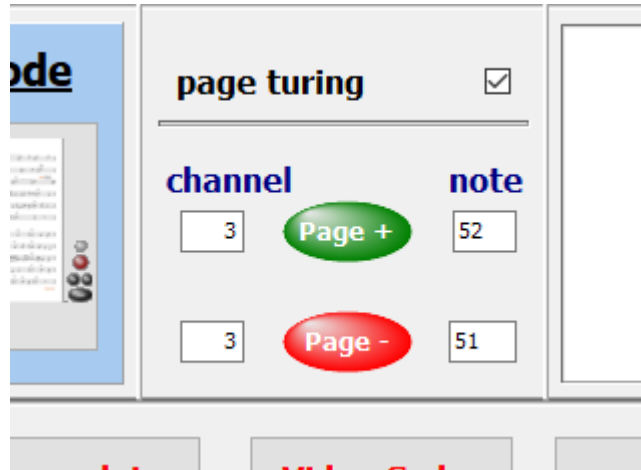
The **keyword** function has been revised.

2025.07.25

Turning music pages using the SEMBRA keyboard was previously limited to the top two keys of the bass pedal.

Now this function can be assigned to any key, whether bass pedal or manual.

The desired key can be freely selected in **Service/expanded**



Further explanations can be found in the program documentation.

2025.03.28

Delete track list function has been revised.

2025.02.21

Security update

2025.01.04

When operating with a touch screen, the error **DIVISION BY ZERO** occurred sporadically on the start page.

This error has been resolved.

2024.12.21

Bug in Modul **PRESETs** fixed.

2024.12.18

Bug in MENU control fixed.

2024.11.27

If the on-screen keyboard is used, its position is now saved after moving.

2024.11.06

The **Copy Title** function has been revised.

2024.11.01

The MIDI control has been revised.

2024.10.30

If the **SERVICE/ADVANCED** program section is closed with the cross symbol (top right), the program is terminated and no restart takes place.

2024.10.28

Graphic correction.

2024.10.25

A titlelist can now be created from a PRESET.

Further explanations can be found in the program description.

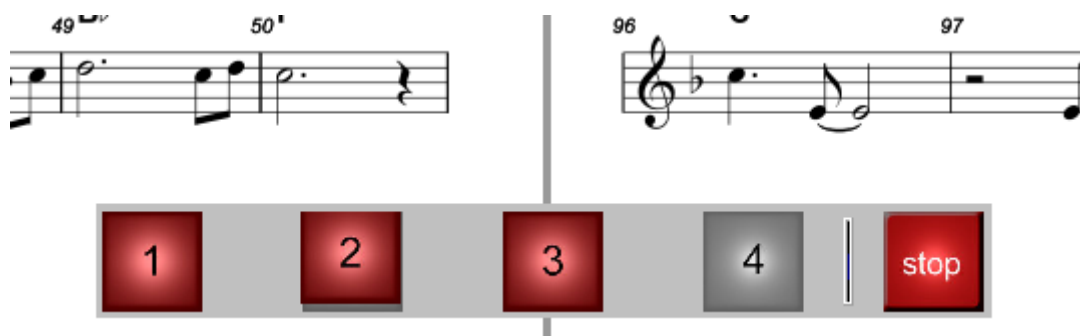
2024.03.05

The **search for keywords** has been optimized.

2024.02.13

Audio multipads can now be stored for every title.

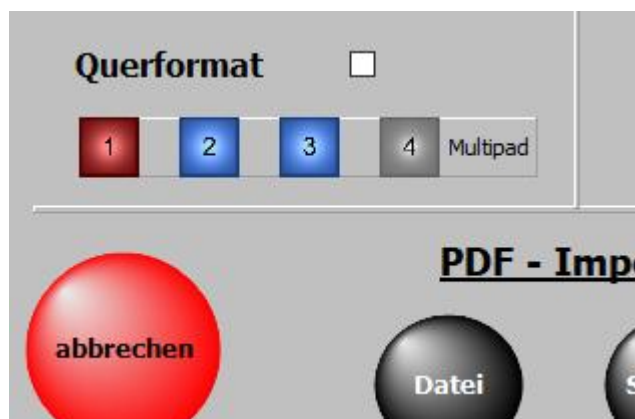
A maximum of 4 **audio multipads** per track are possible. The **audio multipads** must be saved as mp3 in the Multipad directory. The names of the **audio multipads** are identical to the title name with the addition 1, 2, 3, or 4. For the title Anita, this means Anita2, Anita2, Anita3 or Anita4. If **audio multipads** are available, the **audio multipad** display appears below the notes for selection.



There are 3 **audio multipads** for the title Anita and can be started with one click.

The **audio multipads** are also displayed in editing mode.

If an **audio multipad** is activated there, it is shown in red and is automatically started with the SEMPRA style.



All controls for the **audio multipads** are only visible if there is at least one **audio multipad** for a title..

The audio multipads can also be accessed using the number keys 1 to 4 on the computer keyboard.

2024 .01.13

The keywords function has been revised.

2023 .08.28

When calling up a song from the SEMPRA, a running video was not ended. This is fixed with this update.

2023 .04.13

Graphic correction.

2023 .04.11

There is now a titlelist49 called **Sempre 2.0 WERK**. This includes all titles from banks 22 to 25 of the SEMPRA, 64 songs each, i.e. 256 songs.

These are the factory registrations in the SEMPRA and the associated links (bank and song).

2023 .03.28

Minor graphic corrections.

The position of the SET indicator has also been changed.

This can now be seen above the cursor.

2023 .03.25



The function **titlelist copy** has been added to the program.

2023.03.10

A bug in the scan function has been fixed.

2023.01.19

The program has been expanded by one function.

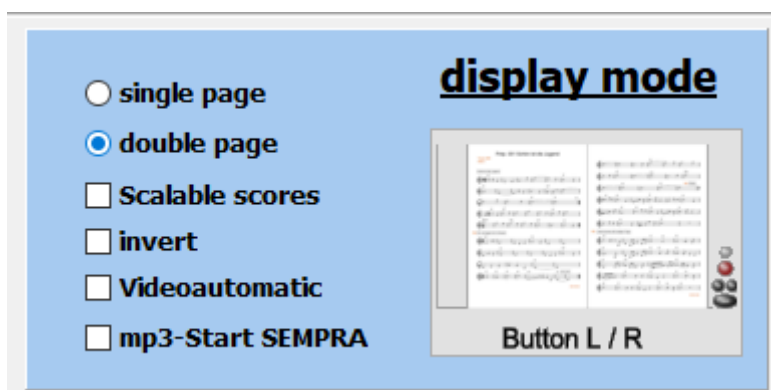
If an mp3 is available for a title, this can

Now started with the **SEMPRA START/STOP button**

or be stopped.

This function is activated with the switch

Mp3 start SEMPRA in SERVICE -> EXPANDED.



2022-09-20

The formatting of the title list when changing a title list has been revised.

2022-09-15

The documentation has been revised.

2022-08-23

A *presentation mode* is now available.

The *presentation mode* makes it possible to display SONG-Preset-related information on a second monitor or beamer.

There must be a PDF file associated with the title in **PDF\Display2**.

This must consist of at least as many pages as the title has variants (total presets).

If a SONG-Preset is called up on the SEMPRA, the corresponding page of the PDF is displayed in **PDF\Display2** on the 2nd monitor or beamer.

If there is no PDF for the title in **PDF\Display1**, it is advisable to create a 1-page PDF with information on the title. This is then available to the presenter at any time.

Clicking on Presentation activates or deactivates the mode.

If the presentation mode is active, the menu item Presentation now appears in yellow in the upper menu bar **Presentation**.

Presentation mode deactivated



Presentation mode active



Alternatively, the key combination **ALT + P** can also be used.

In order to use the *presentation mode*, the presence of a 2nd monitor or a beamer is absolutely necessary.

If the *presentation mode* is activated, the following settings are automatically made to the program:

- The display is set to 1-sided
- Display2 is activated
- Access to the 20 PRESETs is not possible

If the *presentation mode* is exited, all settings made are reset. Presentation mode is deactivated when ATMObYTE is started.

2022-07-25

Correction in page display.

2022-07-08

The display of notes in landscape format when **Display2** is activated has been revised.

2022-06-22

1.

The function of displaying **Display1** and **Display2** on 2 monitors is now also available in the PRESETs.

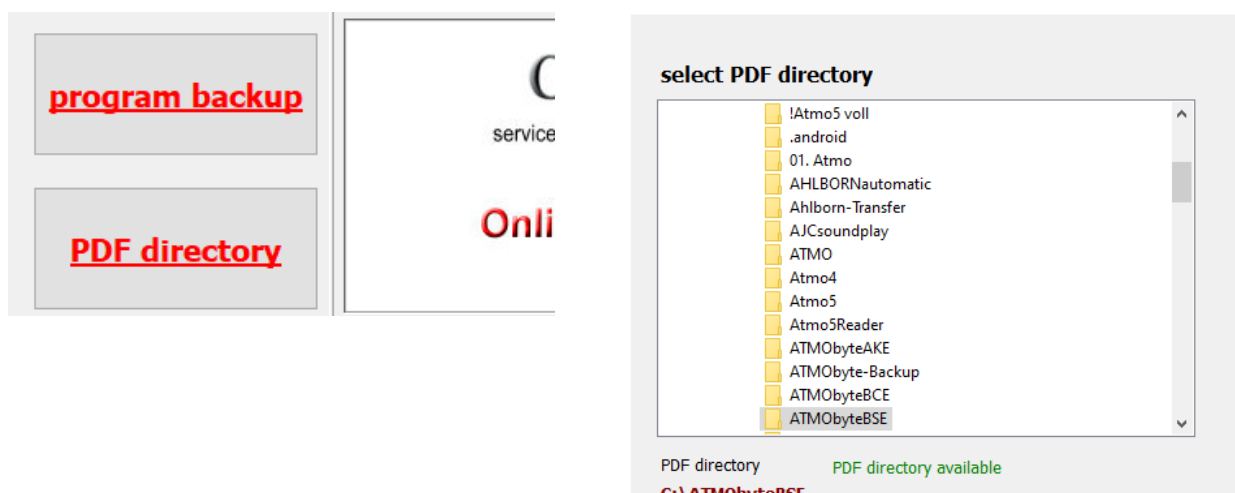
2.

The reverse control of the note display by the **SEMPRA** has been revised.

3.

The directory of the PDFs can now be freely selected. The PDF files can also be on a USB stick, for example. It is important that the structure **PDF\Display1** and **PDF\Display2** is retained.

The directory is changed under **SERVICE->expanded** with a click on **PDF directory**.



A change is only possible if a correct PDF directory is available.

The PDF directory used is always displayed above the title list.



2022-06-15

The **SERVICE→DISPLAY2** function has been extended as follows:
If **Display2** is activated, the **PDF** from the **PDF\Display2** directory is displayed on the monitor as usual.

Default is **PDF\Display1**.

However, if a second monitor or beamer is connected to the PC, the **PDF** from **PDF\Display1** is displayed on the first monitor and on the 2nd monitor (beamer) the **PDF** from **PDF\Display2**.

2022-06-13

There is now an INFO line under the title list.

Title-related information can now be entered in this field for each title.

2022-02-08

The control of the software via the SEMPRA has been revised.
Flickering when changing variants has been eliminated.

2022-01-29

The program description has been updated.

2022-01-27

The **Scale Notes** function has been extensively expanded.

6 scalings can be saved

One of the 6 scales can be assigned to each title.

The notes can be moved to another screen.

And much more.

All extensions are explained in detail in the program documentation under "show score → scale note".

2022-01-13

The function **scaling notes** has been revised. Now the size of the note display can be made directly on the notes. The size and position can be freely adjusted.

This function is still activated in **SERVICE / EXTENDED** when scaling notes.

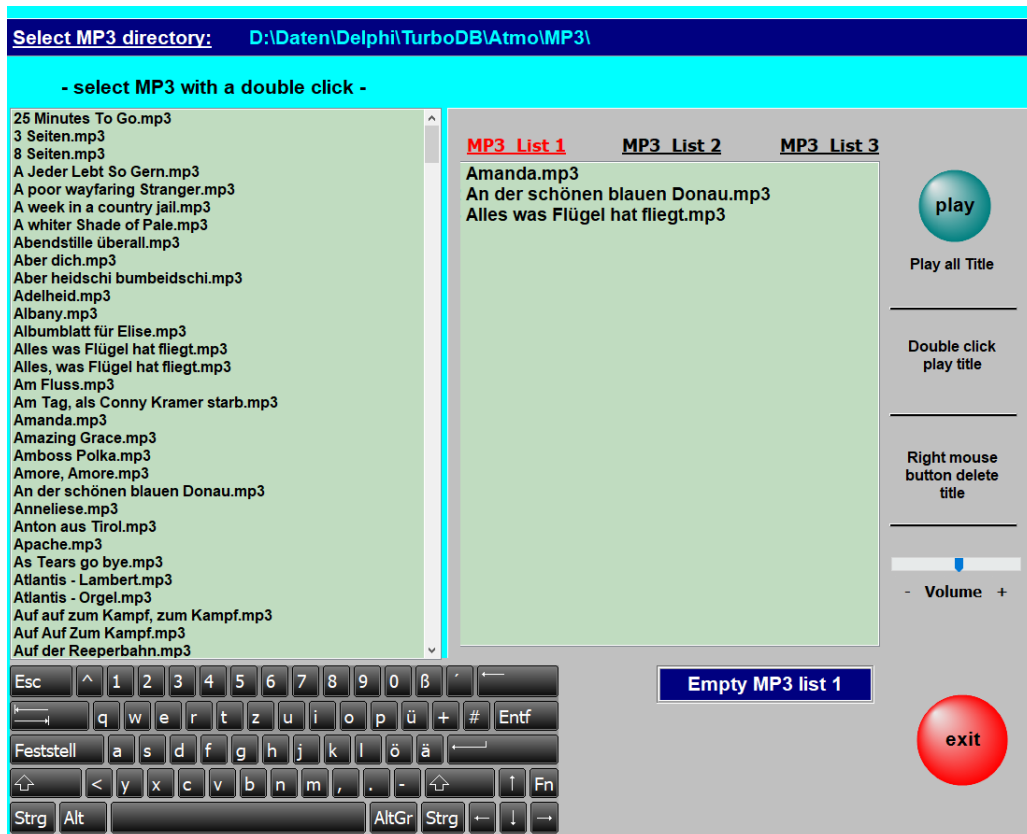
2021-12-31

1.

With this function, 3 playlists can be filled with MP3 tracks and these can then be played back at will.

This function is called up via the **MP3** button in the top menu bar.





The directory of the existing MP3 files can be selected as desired, e.g. from a USB stick.

With a double click on a title in the left selection window, this title is entered in the list selected on the right.

With the **play** button the entire list is played from the first track to the last track.

However, playback can be ended at any time with **stop**.

Double-click on a title in the MP3 list to start playback with this title.

The volume of the playback can be changed with the slider - Volume +.

2.

The names of the 12 SETs, to the right of the title list, were previously created globally for each title list. These could be changed, but this change then affected all playlists. Each title list now has its own SET designation. A change only affects the current title list. If a SET name is changed, the change is saved with a double click of the mouse or with the ENTER key on the keyboard.

2021-11-04

The name of a title in the title list can now be changed.

To do this, call up the title for editing and make the change.

The title is now saved with the new name.

The PDF file belonging to the title is copied and saved with the new name. The old PDF is retained and can be added to the title list at any time via **PDF-Synchron**.

2021-09-21

The data backup has been revised. The backups were previously provided with the date of the backup. However, the old backup was always overwritten.

Now all existing backups with the date are retained in the **ATMObYTEBSE-Backup** directory.

2021-08-16

During the update, if not available, a **Titelliste01 - DEMO Sempra 2.0** created.

This title list contains titles with factory registrations for SEMPRA 2.0.

When reinstalling the program, you must choose between **SEMPRA 1.x** and **SEMPRA 2.0**.

However, after the installation, the **DEMO Sempra 1.x** and the **DEMO Sempra 2.0** are available.

2021-07-26

The selection windows for the keywords can be moved as desired. The positions are saved and are retained even after the program has ended.

2021-07-21

When returning from the PRESETs, the control of ATMObYTE from SEMPRA no longer worked. That has been fixed.

2021-06-28

The detection and control of MIDI devices has been optimized.

Title search for keywords in connection with the on-screen keyboard has been revised.

2021-06-03

The function **Enter comments in sheet music** has been revised. As a reminder: This function is called up with the **F10 key** on the computer keyboard.

2021-05-27

The display of the notes in **Display 2** has been revised. The page number of the PDF was not recognized correctly.

2021-04-03

After a successful program update, ATMObYTE will now be restarted automatically.

2021-03-29

The display **No notes** was changed in design and function.

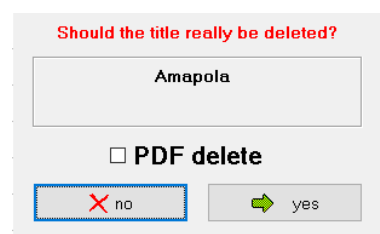
2021-02-23

If the **Delete PDF** option is activated when deleting a title, the PDFs belonging to the title in **PDF\Display1** and **PDF\Display2** are not completely deleted, but rather moved to the **Archiv\Display1** or **Archiv\Display2** directories. From there these can be copied back into the **PDF\Display1** or **PDF\Display2** directories at any time. However, they are no longer visible for the **PDFsynchron** function.

2021-02-21

If more than 2 monitors (projectors) are connected to the computer, videos were not displayed correctly on the last monitor (projector). That was changed. Videos are now always displayed correctly on the last monitor (projector), regardless of the number of monitors (projector).

2021-02-17



When deleting a title from the title list, the corresponding PDF can now also be deleted if desired.

The PDF synchronous function has been refined.

You can now turn the notes with the **SEMPRA** using two buttons on the pedal, if available. Described in the manual under Tips and Tricks.

If you turn over the notes in the PRESETs with the SEMPRA buttons or with an external foot switch connected to the PC, the following expansion is now available:

1. If the last page is displayed and you scroll further, the following title is called up in the PRESET.
2. If the first page is displayed and you scroll back, the previous title is called up.

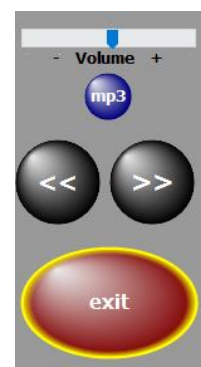
2021-01-25

The update of the keywords when changing the title list has been revised.

2021-01-10

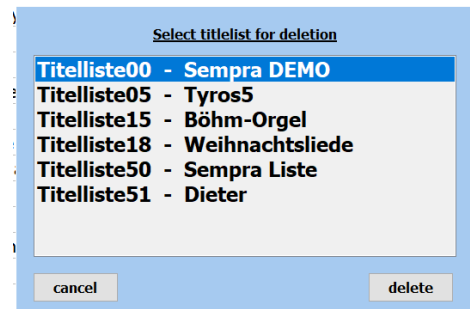
1. The screen keyboard has been replaced and now adapts automatically to the current country setting.

2. When playing an MP3 belonging to the track, the volume can be adjusted directly on the monitor.

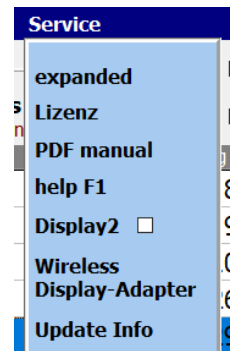


3. In the PRESETs it is now possible to play MP3 or video files belonging to the track.

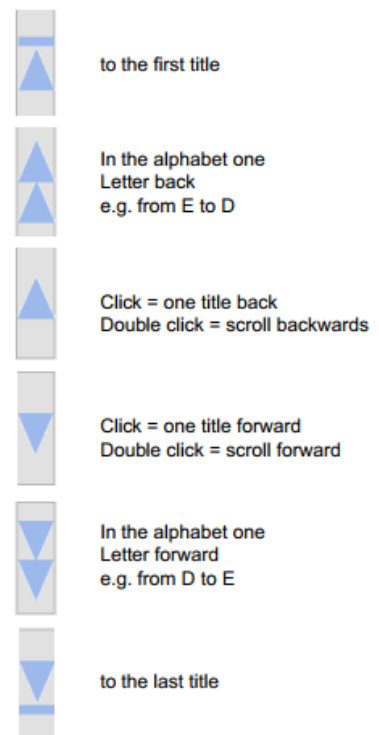
4. When deleting playlists, not only the numbers of the playlists are displayed, but also the names.




5. The connection to a wireless display for videos (beamer or similar) can now be established from the program via **SERVICE-> Wireless Display Adapter**.



6. The functions of the navigation keys have been expanded.



7. Information about all program updates can now be called up directly from the program under **SERVICE-> Update Info**.

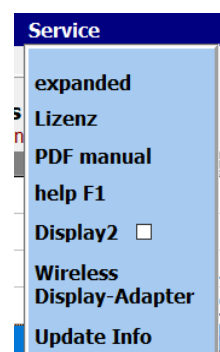


8. A STERMA list can now be created in the Dutch version. Comparable to the GEMA list in Germany.

9. The program now has the option of making audio recordings (MP3 or WAV).



10. The connection to the wireless display is now possible directly from the program via **SERVICE-> Wireless Display Adapter.**



11. If you move the mouse over the SET columns in the title list, the names of the corresponding SET are displayed under the mouse pointer. This simplifies the marking of the SETs.

Are you lonesome tonight	18	46						
Arrivederci Roma	18	48						
Babysitter Boogie	18	55			*			
Bacarole in der Nacht	18	62						
Bad Moon rising	18	56						
Blitz	10	6						Set4 Oldies

All extensions are explained in detail in the program documentation.

2020-11-20

Extension of the program description by the following point: "Creating and assigning button macros on the SEMPRA for turning notes in ATMObyte"

This description was kindly provided by Claus Riepe.

2020-09-14

In the PDFsynchronous function, not only can several titles be selected for transfer to the title list, but all titles (notes) can also be marked for transfer to the current title list with one click.

2020-03-27

The PDF synchronous function has been expanded. Any number of selected titles can now be transferred with one click.

2020-03-25

The program is now independent of the computer's date format.

2020-03-03

When calling up several titles one after the other, there were sporadic delays in the note display, both with individual calls and with the PRESETs. This error has been eliminated.

2020-03-02

The note display has been revised and the flickering when calling up notes has been eliminated.

2020-02-21

The documentation has been updated in the MIDI SETTINGS section.

2020-01-17

Up until now, the score display was always stretched across the entire screen: It is now possible to adjust the height of the score display to the size of the program. The lower edge of the note display corresponds to the lower side of the program. This means that when working with HAUPTWERK, e.g. the SET's of the MAIN WORKS, which were otherwise always covered by the notes, remain visible. This function is activated in SERVICE / EXTENDED when **scaling notes**.

2020-01-10

The program is now completely freely scalable and can be positioned anywhere on the screen.

2020-01-03

The programs have been optimized for use with small tablet PCs. The position of the tablet is automatically recognized and, when held upright, not only is switched to single-sided display, but the user interface is also adapted to the size of the display. This means that you can work well even with small trays (10 "). The music notation extends over the entire screen anyway. A good solution for on the go.

2019-10-23

All restrictions have been lifted in the **DEMO** versions.

Only the red word DEMO appears above the notes.

The documentation has been updated.

2019-10-08

The program has been expanded to include the language 'Dutch'.
The video playback has also been revised.

2019-09-20

The display option DISPLAY2 has been revised.
Turning the pages of notes is now also possible via Sempra, see
documentation.
The documentation has been updated.

2019-09-09

Calling up the first title after starting the program has been accelerated.

2019-08-21

The PDFsynchronous function has been revised. This considerably
accelerated the display of the PDF in this function.

2019-04-15

A sporadic error in connection with the function **PDF synchronously**
and then **insert title** has been eliminated.

2019-04-12

The current program version is now displayed under **SERVICE->**
LICENSE.

2019-04-06

The program now has a **copy preset** function. Details on this function
can be found in the PDF manual or in the online help in the program
using the F1 key.