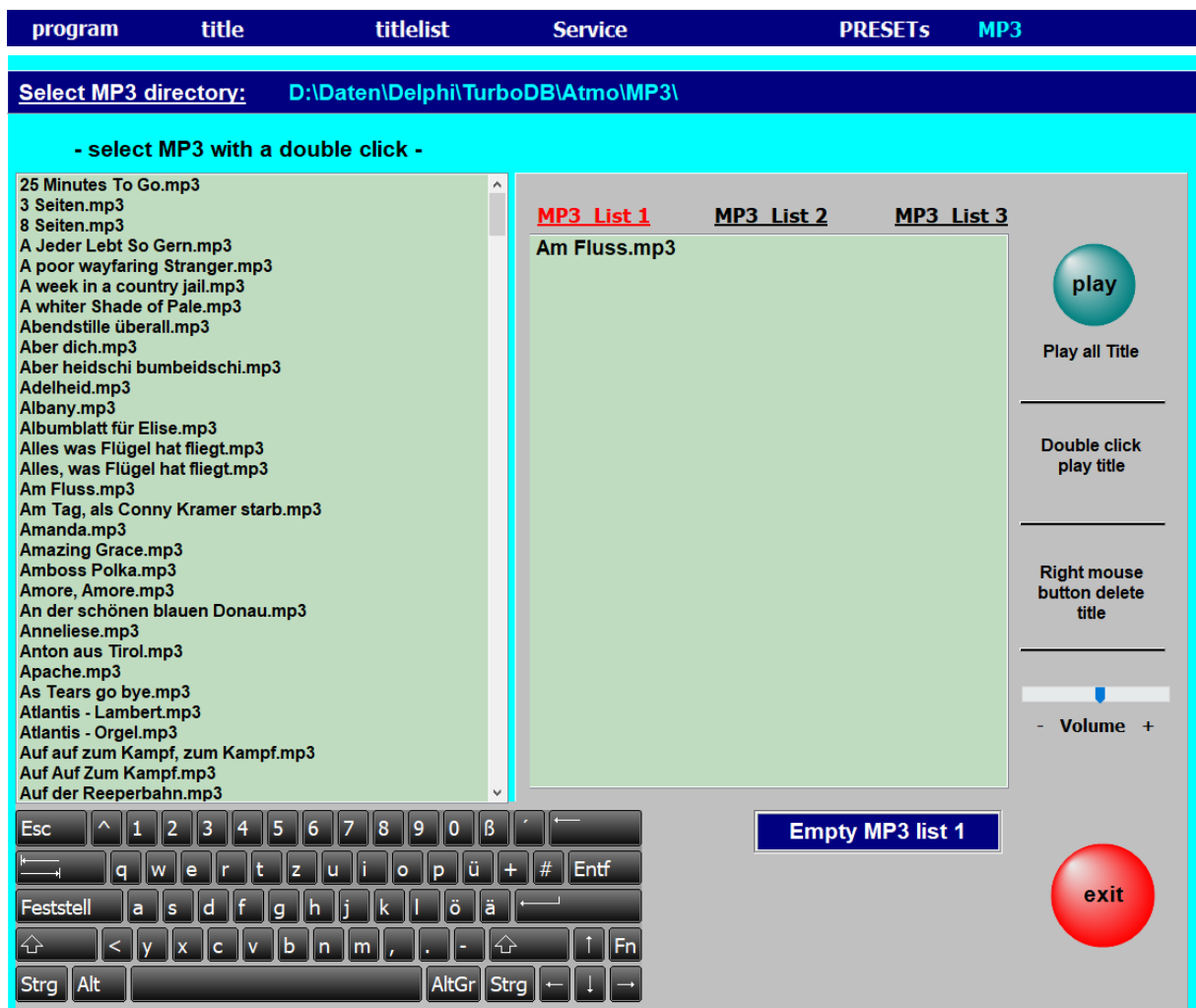


## Program extensions and changes Akkordeon Edition

**2022-01-04**

A new function MP3 Pool.

With this function, 3 playlists can be filled with MP3 tracks and these can then be played back at will. This function is called up via the MP3 button in the top menu bar.



The directory of the existing MP3 files can be selected as desired, e.g. from a USB stick.

With a double click on a title in the left selection window, this title is entered in the list selected on the right.

With the play button the entire list is played from the first track to the last track.

However, playback can be ended at any time with stop. Double-click on a title in the MP3 list to start playback with this title.

The volume of the playback can be changed with the slider - Volume +.

## 2021-10-27

A function to clear all markings for a specific **SET** has been added. To do this, hold down the Ctrl key and left-click on the desired **SET** and confirm the following question with **YES**.

## 2021-10-20

With the function key F5 on the PC keyboard (or a foot switch programmed with F5), not only can you play an ink jet in the track selection mode, but now an mp3 file belonging to the track can be started when the score is displayed. The wireless PageFlip Dragon, which is connected to the PC via Bluetooth, is very suitable as a programmable foot switch. This is particularly interesting for accordion players who do not like to take their hands off the instrument to switch something.

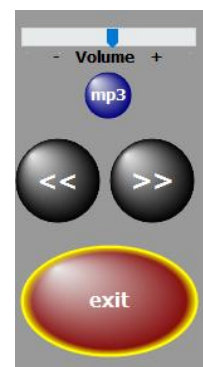
## 2021-08-12

The transfer of the button direction to the PRESETs was not always correct.

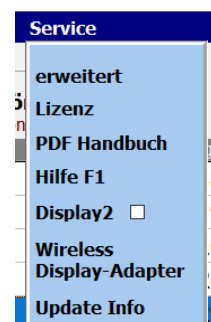
## 2021-01-30

The update of the keywords when changing the title list has been revised.

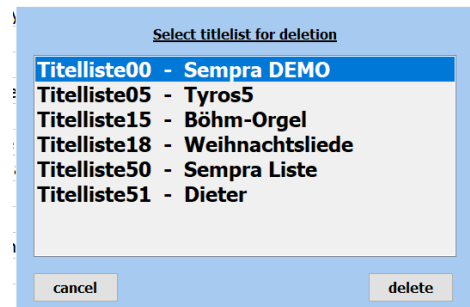
1. When playing an MP3 belonging to the track, the volume can be adjusted directly on the monitor.



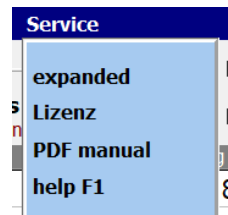
3. The connection to a wireless display for videos (beamer or similar) can now be established from the program via **SERVICE-> Wireless Display Adapter**.



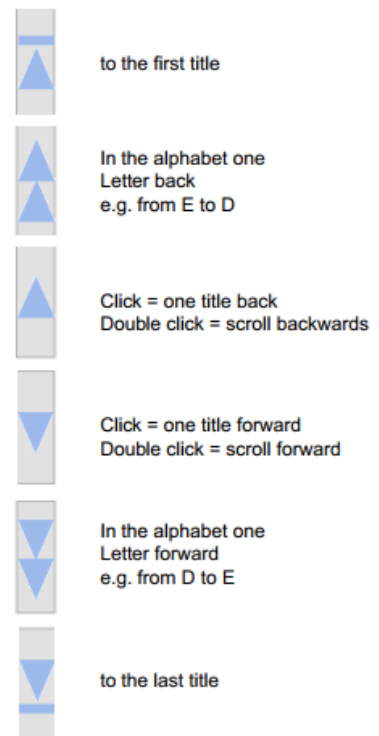
2. When deleting playlists, not only the numbers of the playlists are displayed, but also the names.



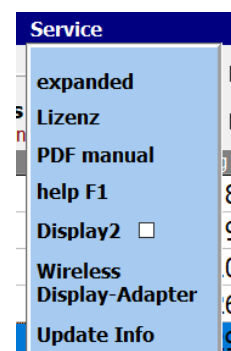
3. The connection to a wireless display for videos (beamer or similar) can now be established from the program via **SERVICE-> Wireless Display Adapter**.



4. The functions of the navigation keys have been expanded.



5. Information about all program updates can now be called up directly from the program under **SERVICE-> Update Info**.



6. The program now has the option of making audio recordings (MP3 or WAV).



7. If you move the mouse over the SET columns in the title list, the names of the corresponding SET are displayed under the mouse pointer. This simplifies the marking of the SETs.

Are you lonesome tonight	18	48
Arrivederci Roma	18	48
<b>Babysitter Boogie</b>	<b>18</b>	<b>51</b>
Bacarole in der Nacht	18	62
Bad Moon rising	18	56
Bilitis	10	7



**All extensions are explained in detail in the program documentation.**

### 2020-09-14

In the **PDFsynchron** function, not only can several titles be selected for transfer to the title list, but all titles (notes) can also be marked for transfer to the current title list with one click.

### 2020-03-27

The **PDFsynchron** function has been expanded. Any number of selected titles can now be transferred with one click.

### **2020-03-25**

The program is now independent of the computer's date format.

### **2020-03-03**

When calling up several titles one after the other, there were sporadic delays in the note display, both with individual calls and with the **PRESETs**. This error has been eliminated.

### **2020-03-02**

The note display has been revised and the flickering when calling up notes has been eliminated.

### **2020-02-21**

The documentation has been updated in the **MIDI SETTINGS** section.

### **2020-01-10**

The program is now completely freely scalable and can be positioned anywhere on the screen.

### **2020-01-03**

The programs have been optimized for use with small tablet PCs. The position of the tablet is automatically recognized and, when held upright, not only is switched to single-sided display, but the user interface is also adapted to the size of the display. This means that you can work well even with small trays (10 "). The music notation extends over the entire screen anyway. A good solution for on to go.

### **2019-10-23**

All restrictions have been lifted in the **DEMO** versions.

Only the red word DEMO appears above the notes.

The documentation has been updated.

### **2019-10-08**

The program has been expanded to include the language 'Dutch'.

The video playback has also been revised.

### **2019-09-20**

The display option **DISPLAY2** has been revised.

Turning the pages of notes is now also possible via Sempra, see documentation.

The documentation has been updated.

### **2019-09-09**

Calling up the first title after starting the program has been accelerated.

### **2019-08-21**

The **PDFsynchron** function has been revised. This considerably accelerated the display of the PDF in this function.

### **2019-04-15**

A sporadic error in connection with the function **PDFsynchron** and then **insert title** has been eliminated.

### **2019-04-12**

The current program version is now displayed under **SERVICE-> LICENSE**.

### **2019-04-06**

The program now has a **copy preset** function. Details on this function can be found in the PDF manual or in the online help in the program using the F1 key.